

# T408

## ALUMINUM FRAME DOOR SLIDING SYSTEM

### 铝框专属型--内推智慧系列

独特的弹性滑轮设计，完美贴合轨道滑动顺畅；

静音、安装简便、调试简单；

铝框门专用移门缓冲系统，单门承重5-50kg；

门板厚度不超过35mm；

防跳、防脱钩，自动复位设计；

408B独特专利上轮设计，更舒适安全的缓冲效果，提高家具档次与寿命；

单缓冲：400≤门宽≤1200，高度≤2500；

双缓冲：650≤门宽≤1200，高度≤2500。

Patented Anti Jumping Runners;

Silence, easy installation, easy regulation;

Apply for aluminum frame door;

Automatic hook and reset function;

Single door loading capacity: 5-50kg;

Apply for aluminum frame door thickness up to 35mm;

Single door size

Requirement: single soft closing: width 400~1200mm, height≤2500mm,

double soft closing width 650~1200mm, height≤2500mm.



# T408

配件名称 Accessories	数量 Qty		配件图 Drawing
	单缓冲(单门用量) Single soft close (One door)	双缓冲(单门用量) Double soft close (One door)	
上滑轮 Upper runner	1	0	
下滑轮 Down runner	2	2	
T形塑料件 T shape plastic part	1	2	
上滑轮缓冲器 Upper runner damper	1	2	
缓冲器挡件 Damper stopper	1	2	
上轨道 Upper rail	1	1	
下轨道 Down rail	1	1	
铣尾螺丝 Milling tail screws	2	4	
ST4*10 大扁头自攻钉 ST4*10 Cross flat head self tapping screws	1	2	
ST6*30 内六角自攻钉 ST6*30 Hex tapping screws	4	4	

订购说明 Ordering instruction	订货号 Item No.	轻型(15kg以下) Light damper (Less than 15kg)
	T408-TL-390 T408-TL-375	
	T408-TM-390 T408-TM-375	通用型(15~25kg) Standard damper (15~25kg)
	T408-TH-390 T408-TH-375	重型(25~50kg) Heavy damper (25~50kg)

# T408B

T408B配件 T408B Accessories	数量 Qty		配件图 Drawing
	单缓冲(单门用量) Two damper (One door)		
防跳上滑轮 Anti-jumping upper runner	1		
下滑轮 Down runner	2		
T形塑料件 T shape plastic part	2		
上滑轮缓冲器 Upper runner damper	1		
缓冲器挡件 Damper stopper	1		
上轨道 Upper rail	1		
下轨道 Down rail	1		
铣尾螺丝 Milling tail screws	2		
ST4*10 大扁头自攻钉 ST4*10 Cross flat head self tapping screws	2		
ST6*30 内六角自攻钉 ST6*30 Hex tapping screws	4		

订购说明 Ordering instruction	订货号 Item No.	轻型(15kg以下) Light damper (Less than 15kg)
	T408B-TL-390 T408B-TL-375	
	T408B-TM-390 T408B-TM-375	通用型(15~25kg) Standard damper (15~25kg)
	T408B-TH-390 T408B-TH-375	重型(25~50kg) Heavy damper (25~50kg)

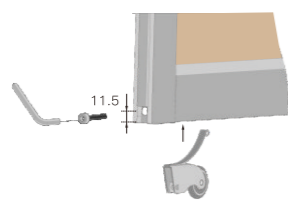
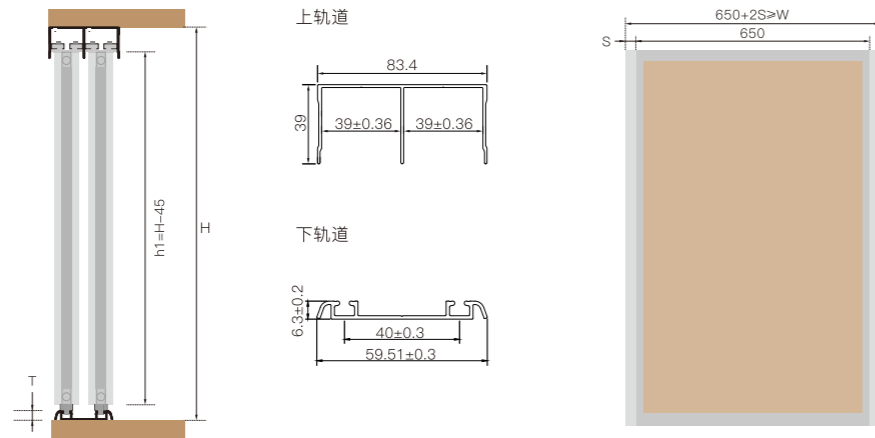
安装参数 Installation

门洞与门高尺寸要求  
Required dimension of door height and cabinet height.

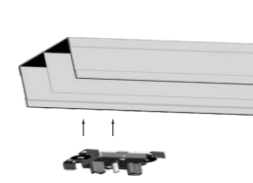
适用门宽  
Suitable for door width.

T为下轨高度, 若  $T > 6$   
 $h1 = H - 45 - (T - 6)$


T = Height of down rail, if  $T > 6$   
 $h1 = H - 45 - (T - 6)$




滑轮安装 Runner installation



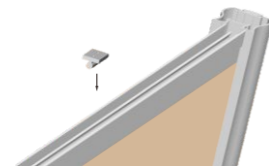
挡件安装 Stopper installation



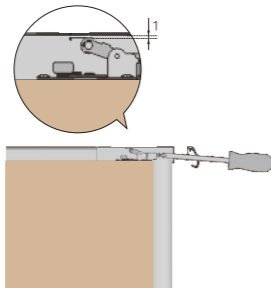
缓冲器安装 Damper installation



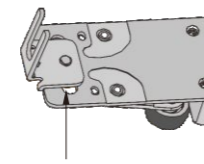
上滑轮安装 Upper runner installation



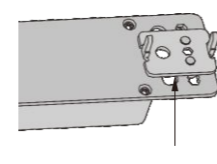
T形件安装 Plastic accessory installation



408B上滑轮调节  
Anti-jumping upper runner adjustment



头部脚叉偏位调节  
Adjust the deviation of foot in top



尾部脚叉偏位调节  
Adjust the deviation of foot in bottom

注: 防跳轮与上轨道1mm间隙  
1mm gap left in the space